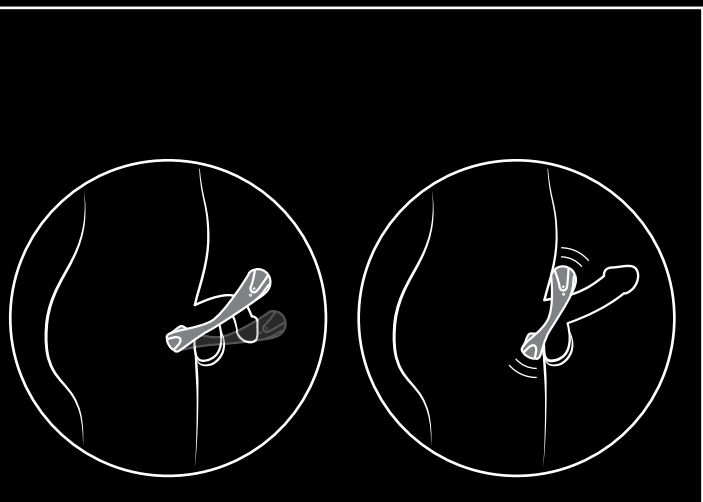
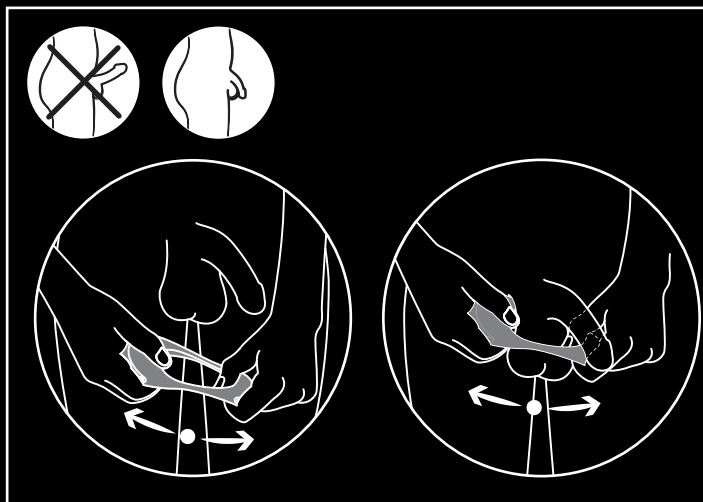
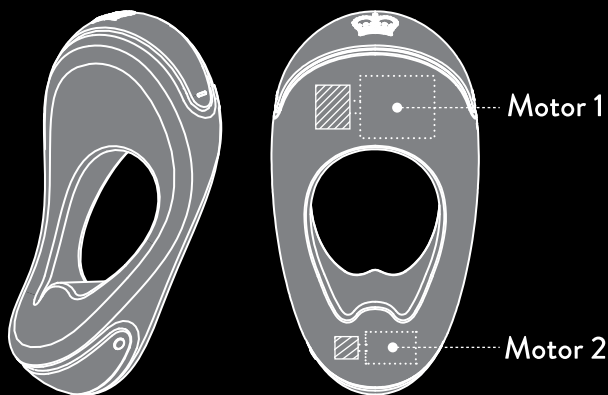



1

Hot Octopuss
LONDON

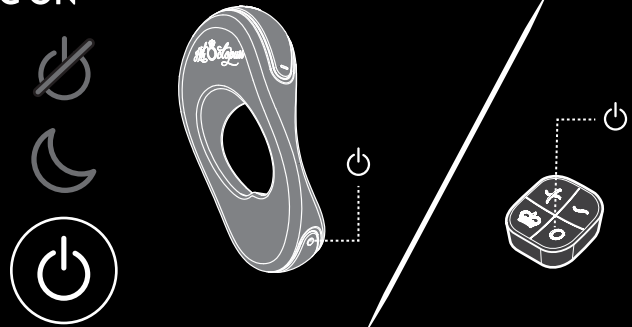
REINVENTING PLEASURE



TURNING ON



Press (power button) for 2 seconds. The toy will vibrate twice. Toy is now in standby mode.



Short press (power button) again on either toy or remote to start vibrations.

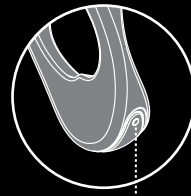


Press (+) and (-) buttons on toy or remote to adjust power.





Press (crown button) on Remote to access Turbo mode.

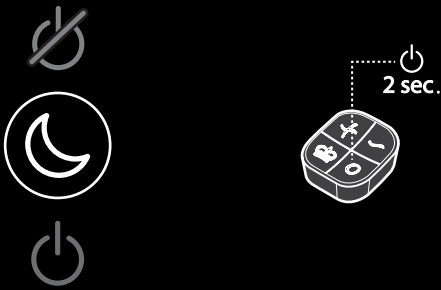


- 1.
- 2.
- 3.
- 4.
- 5.
- 6.

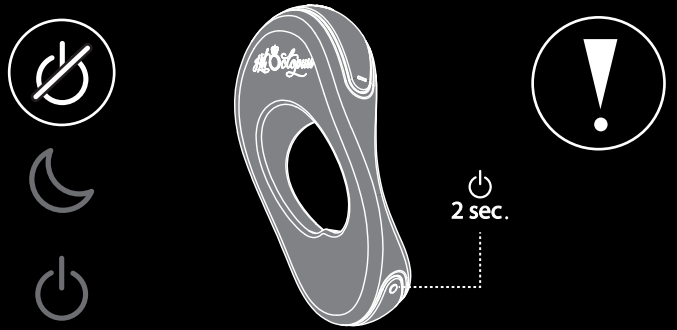


Short press (power button) on toy or (circle button) on Remote to cycle through patterns.

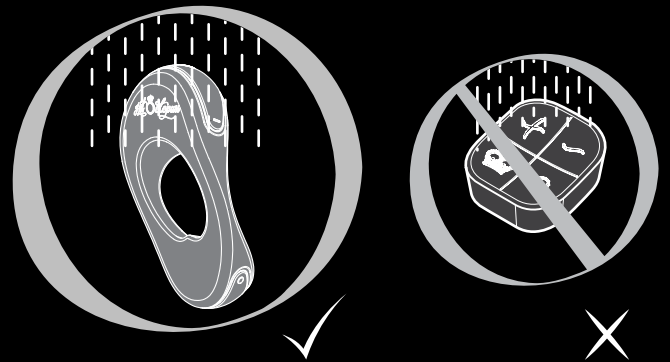
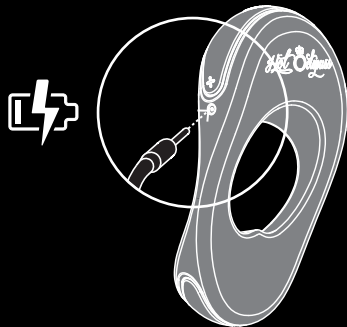
TURNING OFF



Pressing (circle button) on Remote for 2 seconds returns toy to standby mode.



Press (power button) on toy for 2 seconds to switch off.



ATOM is water proof; remote is NOT.

"Hot Octopuss products are covered by various global IP rights including copyright, patent applications, patents (including US patent number 8,552,080, 8,900,120 and 5,923,107), and registered designs (including European Community Design Registration No. 002078762).

Made from skin-safe silicone. Does not contain phthalates or latex.
 Use with water based lubricants only. Sold as an adult novelty. Discontinue use if irritation or discomfort occurs. To avoid injury or aggravating pre-existing skin conditions, do not use on swollen or inflamed areas, or lacerated skin. No medical claims are warranted or implied by the use of this product. Designed by Hot Octopuss, London in Great Britain, assembled in China. PulsePlate and Hot Octopuss are registered trademarks.

HOT OCTOPUSS LTD.
 Parklands Business Park, Forest Rd, Denmead, P07 6XP, UK
 HOT OCTOPUSS USA
 3443 Edwards Avenue, Santa Clara CA 95054 USA



WATCH INSTRUCTION VIDEO

Scan QR code



Or visit
www.HO.tips/vid5